




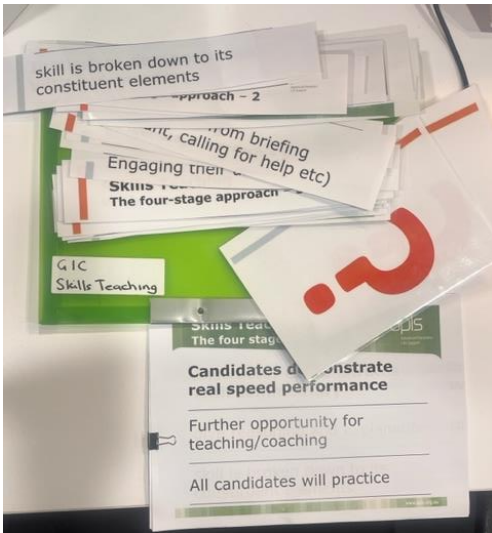

# Generic Instructor Course – **COORDINATOR ONLY** Programme

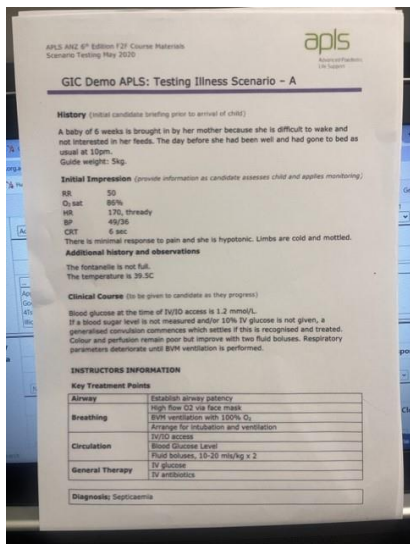
## Day One

Time		Learning Outcomes												
08:15 – 08:45	Faculty - Faculty Meeting and Tour													
08:30 - 08:45	Candidates - Registration & Coffee 	SET OUT NAME TAGS & REGO/DINNER SIGN-IN SHEET ON DESK. Display on pinboard: 1. Generic program 2. Faculty & Candidate lists 3. Mentor groups. 4. QR evaluation form												
08:45 - 09:30	Welcome and introductions by Director.													
09:30 - 10:15	Adult Learning –Theory to Practice Plenary	• ROOM SET UP LECTURE/PLENARY STYLE												
10:15 - 10:30	MORNING TEA	TURN ON ALL LAPTOPS AND SCREENS IN ROOMS 1-6												
10:30 - 11:00 (30mins)	Lecturing & presentation skills F2F session building on GIC online learning  Plenary facilitator Demonstration: (7 mins total SDC followed by 3 min learning conversation LC) Group Reflection	• ROOM SET UP LECTURE/PLENARY STYLE												
11:00 - 12:05 (65 mins)	Practice Stations: Presentation Skills <table><tr><td>A</td><td>X2</td></tr><tr><td>B</td><td>X2</td></tr><tr><td>C</td><td>X2</td></tr><tr><td>D</td><td>X2</td></tr><tr><td>E</td><td>X2</td></tr><tr><td>F</td><td>X2</td></tr></table>	A	X2	B	X2	C	X2	D	X2	E	X2	F	X2	All faculty  • Transcribe Online Global Score for “Presentation Skills” onto running summary sheet
A	X2													
B	X2													
C	X2													
D	X2													
E	X2													
F	X2													
12:05 - 12:55 (50 mins)	Scenario Teaching & Learning conversation (scenarios and role playing) Plenary: Demonstration (Instructor): (12 mins total – followed by - 3 min LC) (candidate) (group)  Group Reflection on above	• ROOM SET UP IN LECTURE/PLENARY STYLE												
12:55 - 13:35	LUNCH	1												

Time		Learning Outcomes
1335 - 1415 (40 mins)  5-7 mins x 3	<b>Focus on Learning Conversation</b> Facilitator: <b>All faculty to support small groups</b>  Practise Learning Conversation in groups of 4 – role played/feedback by instructors	<ul style="list-style-type: none"><li>Set up 6 Mentor groups (Bands) in Plenary Room. Ensure they are around the perimeter of room to minimise noise transfer.</li></ul> <p><small>GIC 2020 - notes for faculty. 2 Faculty/ 4 candidates. One faculty role plays learner; 2nd gives feedback/examples of inquiry techniques</small></p> <p><small>23 October 2020</small></p> <div><div><p>Case 1: Cardiac Scenario (VF)</p><p>10</p></div><div><p>Case 1: Cardiac Scenario (VF)</p><p>Key learning points</p><ul style="list-style-type: none"><li>Follow VF protocol</li><li>Communication of instructions to team:</li><ul style="list-style-type: none"><li>1. Deliberate</li><li>2. Loud</li><li>3. Visual look for team member's response</li></ul></ul><p>11</p></div><div><p>Case 2: Sepsis</p><p>12</p></div><div><p>Case 2: Sepsis</p><p>Key learning points</p><ul style="list-style-type: none"><li>Early recognition</li><li>ABCD:</li><li>Early antibiotics</li><li>&gt; 40mg/kg</li><li>? Secure airway</li><li>? Nitrogens</li></ul><p>13</p></div><div><p>Case 3: Anaphylaxis (10kg)</p></div></div>

# Day Two

Time			Learning Outcomes												
08:00 - 08:30	<p>Skills teaching - interactive group plenary &amp; demonstration</p> <ul style="list-style-type: none"><li>4 groups x 6 around tables - Laminated card activity for 4 stage technique.</li></ul> <p><b>Plenary –</b> <b>Demonstration:</b> Instructor - (teach 2 candidates) <b>(7 mins SDC, followed by 3 min LC)</b> (group), Group Reflection</p>		<ul style="list-style-type: none"><li>Set this room up with 4 tables</li><li>6 Candidates to each table</li><li>1 pack per group</li></ul> 												
08:30 - 09:45 (75 mins)	Practice Stations: Skills teaching	<table><tr><td>A</td><td>X2</td></tr><tr><td>B</td><td>X2</td></tr><tr><td>C</td><td>X2</td></tr><tr><td>D</td><td>X2</td></tr><tr><td>E</td><td>X2</td></tr><tr><td>F</td><td>X2</td></tr></table>	A	X2	B	X2	C	X2	D	X2	E	X2	F	X2	<p>All faculty</p> <ul style="list-style-type: none"><li>Transcribe Online Global Score for “Skills Teaching” onto running summary sheet</li></ul>
A	X2														
B	X2														
C	X2														
D	X2														
E	X2														
F	X2														
09:45 - 10:00	<b>MORNING TEA</b>														
10:00 - 10:45 (45 mins)	<p>Group dynamics and facilitating small groups – plenary and demonstrations <b>Jane Stanford</b> Plenary modelling what the candidates will do (some ppt as resource) –</p> <p>Demonstration: <b>(7 mins S/D/C)</b> <b>Group:</b></p>		<ul style="list-style-type: none"><li>4 groups of 6 candidates + A4 clipboard with A4 sheet pictured below attached.</li></ul> 												
10:45- 11:00	Post plenary: candidate reflection														

Time			Learning Outcomes												
11:00 – 12:15  (60 mins)	Practice Stations: <b>Discussion groups</b>  <table><tr><td>A</td><td>X2</td></tr><tr><td>B</td><td>X2</td></tr><tr><td>C</td><td>X2</td></tr><tr><td>D</td><td>X2</td></tr><tr><td>E</td><td>X2</td></tr><tr><td>F</td><td>X2</td></tr></table>		A	X2	B	X2	C	X2	D	X2	E	X2	F	X2	All Faculty  Transcribe Online Global Score for “Facilitating small groups” onto running summary sheet
A	X2														
B	X2														
C	X2														
D	X2														
E	X2														
F	X2														
12:15 - 13:00	LUNCH														
13:00 - 14:00	<p>Rapid Cycle Continuous Assessment &amp; Assessment in simulations -plenary &amp; demonstration</p> <p><b>Instructor for Scenario Assessment Candidate:</b></p> <ul style="list-style-type: none"><li>Provide Instructors with an Illness A testing scenario.</li></ul>	<p>THE LECTURE ROOM CAN BE SET UP IN A U SHAPE FOR THIS SESSION. CHECK WITH PLENARY PRESENTER IF THIS IS HOW THEY WANT THE CANDIDATES SEATED.</p> <ul style="list-style-type: none"><li>Provide each candidate with an A4 copy of Illness A testing scenario and pencil.</li></ul> 													
14:00 – 14:30	REALiTi Prep before assessment scenarios Stations: Skills assessment														
14:30 - 16:00	Practice Stations: Scenario assessments  <table><tr><td>A</td><td>X2</td></tr><tr><td>B</td><td>X2</td></tr><tr><td>C</td><td>X2</td></tr><tr><td>D</td><td>X2</td></tr><tr><td>E</td><td>X2</td></tr><tr><td>F</td><td>X2</td></tr></table>		A	X2	B	X2	C	X2	D	X2	E	X2	F	X2	All faculty  Transcribe Online Global Score for “Scenario Assessments” onto running summary sheet
A	X2														
B	X2														
C	X2														
D	X2														
E	X2														
F	X2														
16:00 – 16:15	AFTERNOON TEA														
16:15 – 16:30	Faculty meeting – candidate review	<ul style="list-style-type: none"><li>Provide Director with updated Running summary.</li><li>Display candidate’s photos</li></ul>													
	Peer support & feedback in mentor groups														

Time		Learning Outcomes
16:30 – 16:45	Mentor Feedback	
16:45 – 17:15	Faculty meeting – preparation for day three	
<b>18:30</b>	<b>Faculty Dinner</b>	

# Day Three

Time				Learning Outcomes
08:00 - 08:30	The role of the instructor and mentoring			<ul style="list-style-type: none"><li>ROOM SET UP IN LECTURE/PLENARY STYLE</li></ul>
08:30 - 11:00	Practice Two: Lectures, skills and discussions			
Station/Time				All faculty
08:30 - 09:20 Presentation Skills				Transcribe Online Global Score for “Presentation Skills , Skills Teaching & Discussion” onto running summary sheet
09:20 - 10:10 Skills Teaching				
10:10 - 11:00 Discussion				
11:00 - 11:15	MORNING TEA			
11:15 - 12:30	Practice Two: Scenario teaching & learning conversation			
Station/Time	11:15 - 12:30			Transcribe Online Global Score for “Scenario Teaching & Learning Conversation” onto running summary sheet
Scenario teaching & Learning Conversation				
12:30 - 13:00	LUNCH/Faculty meeting			
13:00 - 14:15	Practice Two: Scenario assessment			
Station/Time	13:00 - 14:15			Transcribe Online Global Score for “Scenario Assessment” onto running summary sheet
Scenario Assessment				
14:15 - 14:35	Faculty meeting			
14:35 - 14:45	Mentors/Candidates			
14:45 - 15:00	Course Closure			